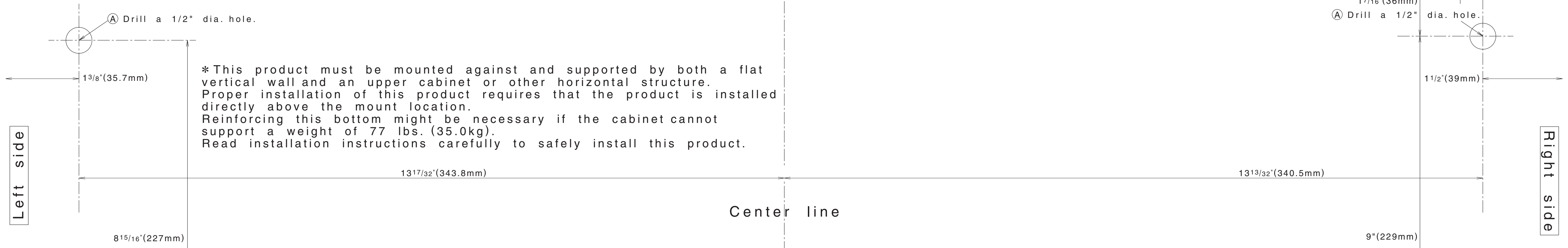


Upper-Cabinet Template

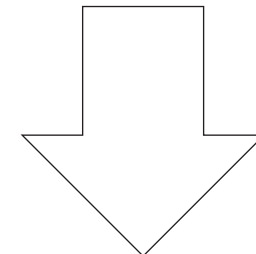
CUT OUT FOR POWER SUPPLY CORD



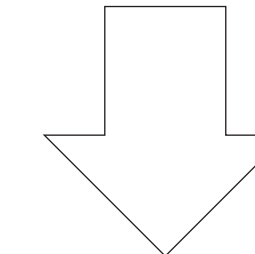
CUT OUT FOR TOP EXHAUST

Select the ventilation type you need. Only cut this area if you select top exhaust. Follow the installation instruction for appropriate preparation.

Rear wall



Rear wall



4" (102mm)

12 3/8" (314mm)

CUT OUT FOR REAR EXHAUST

Select the ventilation type you need. Only cut this area if you select rear exhaust. Follow the installation instruction for appropriate preparation.

Drill a 1/8" dia. hole if hole location is over a wall stud. Drill a 5/8" dia. hole if hole location is away from a wall stud.

Drill a 1/8" dia. hole if hole location is over a wall stud. Drill a 5/8" dia. hole if hole location is away from a wall stud.

3 1/4" (83mm)

10 1/4" (260mm)

Wall Template

* Minimum height (see installation instructions) from cooking surface (or countertop) to top plate of microwave oven

* 30" minimum cabinet opening is required.

Center line